



Join Us

Connect with over 200 state, local and privately-run facilities across 36 states participating in PbS. PbS measures participants' performance by collecting and reporting data from both administrative records and survey responses from youths, staff and families twice a year.

PbS provides training, technical assistance and expert coaching to educate, support and guide sites to use its data-driven improvement model.

New participants spend the first year mastering the basics of collecting and analyzing PbS data. PbS provides intensive training and mentoring services to ensure new participants hit the ground running.

To apply, visit: <http://pbstandards.org>



Performance-based Standards



"PbS gave us the resources to look back and remember where we came from and we went out and saw other centers that were participating in PbS and we picked up on some of their ideas and we brought them back to our center."

Joseph Dominick
Florida Parishes Juvenile Detention Center

"A large part of our culture change and sustaining improvement was the PbS core principle of treating all youths in custody as one of our own. This principle is a humble concept with a tremendous impact on our youth."

Carol Miller
Oklahoma Office of Juvenile Affairs

Contact Us

Phone: 781-843-2663
Fax: 781-843-1688



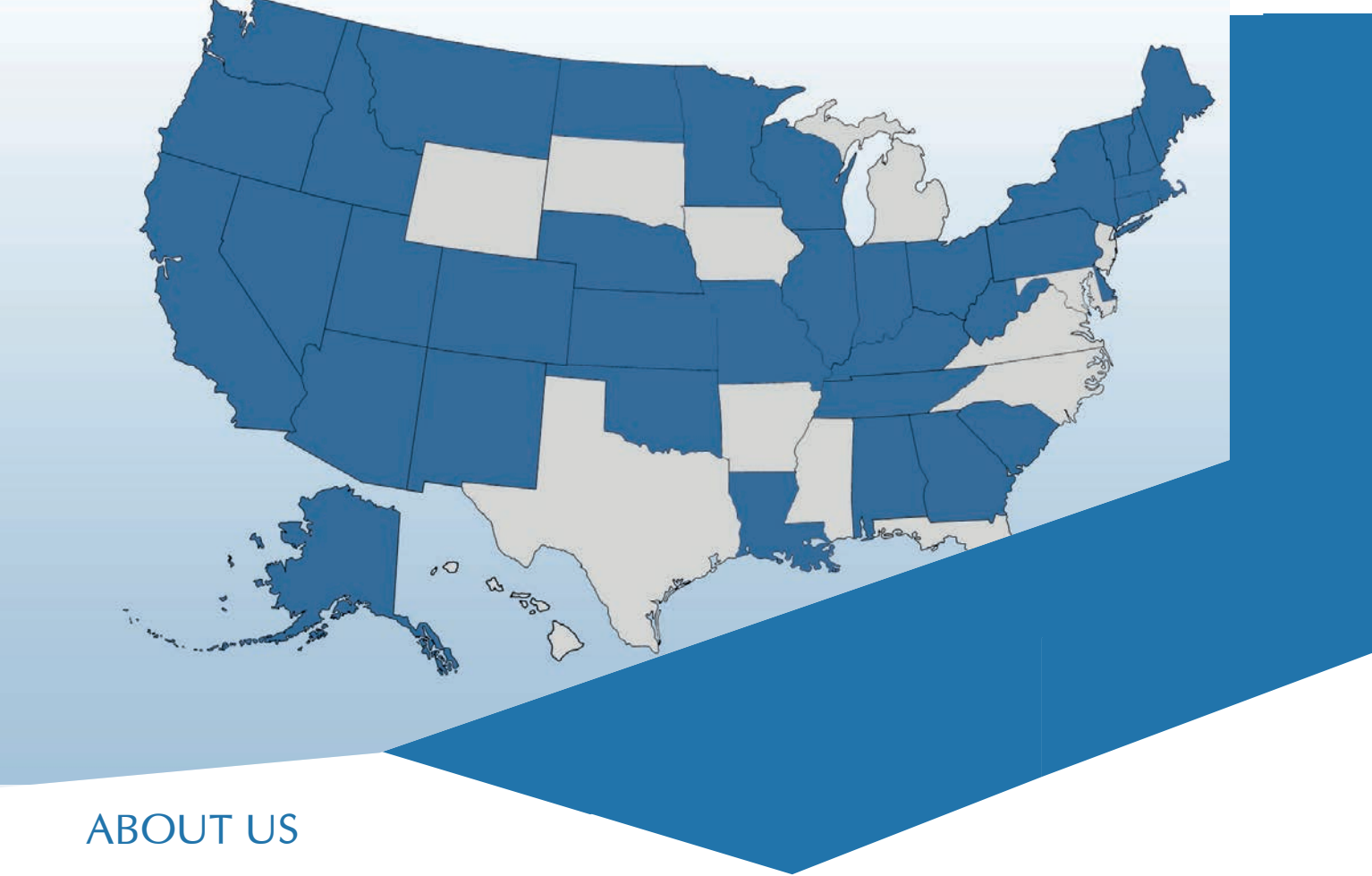
<http://pbstandards.org>
help@pbstandards.org



639 Granite Street, Suite 112
Braintree, MA 02184



DATA-DRIVEN IMPROVEMENT MODEL



ABOUT US

Performance-based Standards (PbS) believes juvenile justice agencies should be challenged to meet the highest standards for operations, programs and services and to implement developmentally-appropriate approaches to achieve positive outcomes for youths, staff and families.

Since 1995, PbS has developed a tool for the field to meet the challenge by providing: 1) Comprehensive national standards grounded in research; 2) a data-driven continuous improvement model with semi-annual outcome measures indicating performance meeting the standards; and 3) training, technical assistance and an expert coach to help participants manage, monitor and meet goals

for ensuring public safety while holding youths accountable and delivering effective rehabilitation services.


PbS was launched by the US Department of Justice, Office of Justice Programs, Office of Juvenile Justice and Delinquency Prevention (OJJDP) to address the dangerous and deplorable findings of the 1994 Conditions of Confinement Study. In 2004, PbS was named a winner of the Innovations in American Government by the Ash Institute for Democratic Governance and Innovation at Harvard University for the model effectively and uniquely addressing conditions and the quality of life in correction, detention, assessment and community residential programs.

AWARD WINNING PROGRAM



Blueprint

Guide to practices and policies demonstrated to improve outcomes and meet standards




Coaching

Field expert available year-round by phone and email and conducts one annual visit



Reports

Timely, comprehensive and accurate database allows for extensive reporting capabilities




Recognition

Awards for facilities, scholarships for staff and youths, talent competition, reentry grants and employment matching gifts for youths



Support

Technical support by our help desk team available by phone and email



Technology

Cutting-edge website, easy-access on-line reports, touch-screen kiosks and interfacing with existing data systems

Stories from the Field

A 150-bed correction facility in the midwest reduced the average duration of isolation and room confinement from over 30 hours to less than one hour. One key to success was connecting with other PbS facilities to learn about alternatives to confinement.

A 50-bed detention facility on the east coast reduced their assaults on staff by 50% through careful analysis of their PbS data. The site has also experienced an increase in family visitation attributed to the increased safety.

A new administrator of a 10-bed assessment facility in the west noticed a high rate of restraints while reviewing PbS data. Over the following PbS cycles, the facility used the PbS improvement plan to promote culture change that resulted in a 75% reduction in the use of restraints.

A 50-bed correction facility in the southwest started a plan to improve overall safety. Not only was safety improved, but the facility noticed better outcomes in a number of other areas including a 50% reduction of physical restraint use.

* PbS promises anonymity and confidentiality to all participants and does not publish facility names with individual data.

Continuous Improvement

PbS builds performance improvement and accountability into agency, facility and program operations using a biannual three-part cycle of activities: collecting data, analyzing the performance outcomes and summary data reports and the heart of PbS: using the data to create improvement and reforms.

